

This guide provides specifications for Unitronics' Uni-I/O™ module UIA-0006. This module comprises:

- 6 analog outputs, 13/14 bit

Uni-I/O modules are compatible with UniStream™ family of Programmable Logic Controllers. They may be either snapped onto the back of a UniStream™ HMI Panel next to a CPU-for-Panel to create an all-in-one HMI + PLC controller, or installed on a standard DIN Rail using a Local Expansion Adapter.

Installation Guides are available in the Unitronics Technical Library at www.unitronics.com

Analog Outputs				
Number of outputs	6			
Output range ⁽⁰⁾	Output Type	Nominal Values	Over-range Values	Overflow Values
	0 ÷ 10VDC	0 ≤ V _{out} ≤ 10VDC	10 < V _{out} ≤ 10.15VDC	V _{out} > 10.15VDC
	-10 ÷ 10VDC	-10 ≤ V _{out} ≤ 10VDC	-10.15 ≤ V _{out} < -10VDC 10 < V _{out} ≤ 10.15VDC	V _{out} < -10.15VDC V _{out} > 10.15VDC
	0 ÷ 20mA	0 ≤ I _{out} ≤ 20mA	20 ≤ I _{out} ≤ 20.3mA	I _{out} > 20.3mA
	4 ÷ 20mA	4 ≤ I _{out} ≤ 20mA	20 ≤ I _{out} ≤ 20.3mA	I _{out} > 20.3mA
Isolation voltage				
Output to bus	500 VAC for 1 minute			
Output to output	None			
Output power supply to bus	None			
Output power supply to output	None			
Resolution	0 ÷ 10VDC – 14 bit -10 ÷ 10VDC – 13 bit + sign 0 ÷ 20mA – 13 bit 4 ÷ 20mA – 13 bit			
Accuracy (25°C / -20°C to 55°C)	±0.3% / ±0.5% of full scale (Voltage) ±0.5% / ±0.7% of full scale (Current)			
Load impedance	Voltage – 2kΩ minimum Current – 600Ω maximum			
Settling time (95% of new value)	0 ÷ 10VDC – 1.8ms (2kΩ resistive load), 3.7ms (2kΩ + 1uF load) -10 ÷ 10VDC – 3ms (2kΩ resistive load), 5.5ms (2kΩ + 1uF load) 0 ÷ 20mA and 4 ÷ 20mA – 1.7ms (600Ω load), 1.7ms (600Ω + 10mH load)			
Cable	Shielded twisted pair			
Diagnostics ⁽²⁾	Voltage – The outputs are short-protected but there isn't software indication Current – Open circuit indication			

Power Supply

Nominal operating voltage	24VDC
Operating voltage	20.4 ÷ 28.8VDC

Maximum current consumption	150mA @ 24VDC
Diagnostics ⁽²⁾	Supply level: Normal / Low or missing.

IO/COM Bus

Bus current consumption	70mA maximum
-------------------------	--------------

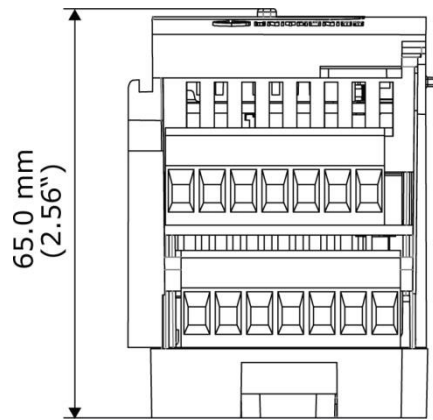
LED Indications

Output LEDs	Red	On: Open Circuit (when set to Current mode)		
Status LED	A triple color LED. Indications are as follows:			
	Color	LED State	Status	
	Green	On	Operating normally	
		Slow blink	Boot	
		Rapid blink	OS initialization	
	Green/Red	Slow blink	Configuration mismatch	
	Red	On	Supply voltage is low or missing	
		Slow blink	No IO exchange	
		Rapid blink	Communication error	
Orange	Rapid Blink	OS Upgrade		

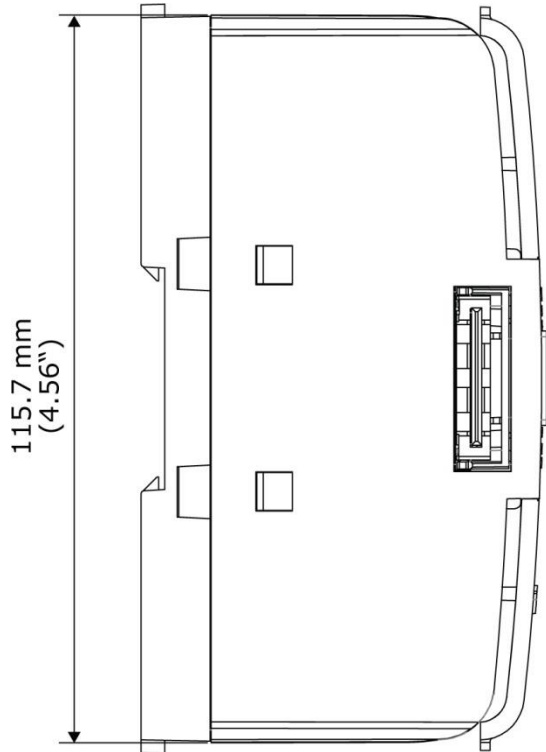
Environmental

Protection	IP20, NEMA1
Operating temperature	-20°C to 55°C (-4°F to 131°F)
Storage temperature	-30°C to 70°C (-22°F to 158°F)
Relative Humidity (RH)	5% to 95% (non-condensing)
Operating altitude	2,000 m (6,562 ft)
Shock	IEC 60068-2-27, 15G, 11ms duration
Vibration	IEC 60068-2-6, 5Hz to 8.4Hz, 3.5mm constant amplitude, 8.4Hz to 150Hz, 1G acceleration

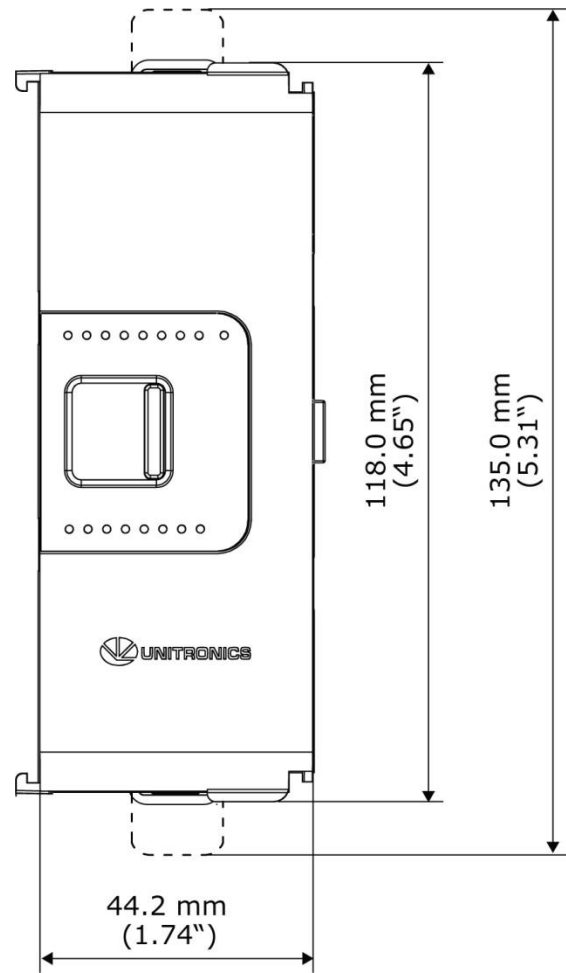
Dimensions	
Weight	0.17 Kg (0.375 lb)
Size	Refer to the images below



Top View



Side View



Front View

Notes:

1. The UIA-0006 will be able to output values that are up to 1.5% higher than the nominal output range (Output Over-range).
2. See LED Indications Table above for description of the relevant indications. Note that the diagnostics results are also indicated in the system tags and can be observed through the UniApps™ or the online state of the UniLogic™.

The information in this document reflects products at the date of printing. Unitronics reserves the right, subject to all applicable laws, at any time, at its sole discretion, and without notice, to discontinue or change the features, designs, materials and other specifications of its products, and to either permanently or temporarily withdraw any of the forgoing from the market.

All information in this document is provided "as is" without warranty of any kind, either expressed or implied, including but not limited to any implied warranties of merchantability, fitness for a particular purpose, or non-infringement. Unitronics assumes no responsibility for errors or omissions in the information presented in this document. In no event shall Unitronics be liable for any special, incidental, indirect or consequential damages of any kind, or any damages whatsoever arising out of or in connection with the use or performance of this information.

The tradenames, trademarks, logos and service marks presented in this document, including their design, are the property of Unitronics (1989) (R"G) Ltd. or other third parties and you are not permitted to use them without the prior written consent of Unitronics or such third party as may own them.

09/15